


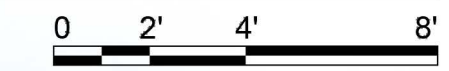


1 FIRST FLOOR

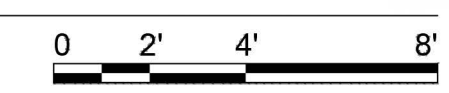
1,370 sq ft



1 ENTRY PERSPECTIVE



1 FRONT ELEVATION



The Lantana Stonefield Collection at Coffey Park

STONEFIELD

Santa Rosa, California

KPI

KNITTER PARTNERS INTERNATIONAL, INC.
architecture & planning
1401 DOVE STREET, SUITE 240
NEWPORT BEACH, CA 92660-2431
949.752.1177 www.knitter.com

COPYRIGHT © 2018 KNITTER PARTNERS INTERNATIONAL, INC.

THIS DOCUMENT IS THE PROPERTY AND COPYRIGHT OF KNITTER PARTNERS INTERNATIONAL, INC. AND SHALL NOT BE USED ON ANY OTHER WORK, BE REPRODUCED OR DISCLOSED TO OTHERS EXCEPT BY WRITTEN AUTHORIZATION FROM KNITTER PARTNERS INTERNATIONAL, INC.

18025

5816